



# UNITED STATES NAVY SEABEE MUSEUM

Student Name: \_\_\_\_\_

Date: \_\_\_\_\_

## Elementary Seabee "Discovery" Game

The Seabees are a part of the U.S. Navy, a branch of the military that operates on both land & sea. Seabees are sailors who are trained in construction; their motto is, "we build, we fight." How good are you at "Discovery?" Seabees use many different materials and tools to do their jobs and often find things lying around that help them get the job done. Seabees detect and secure many items do their job!

*Can you help the Seabees by finding the items on the list below?*

1. Find a Bee

7. Find a Walkie-Talkie

2. Find a Tool

8. Find a Coconut

3. Find a Map of the World

9. Find James Keenan's "Dog Tags"

4. Find Admiral Moreell

10. Find a HUMVEE

5. Find a World War II Jeep

11. Find Three Diving Helmets Together

6. Find Two Brass Bells Side by Side

12. Find Five Different Dioramas




# Seabee "Discovery" Game

## WELCOME TO THE U.S. NAVY SEABEE MUSEUM

The U.S. Navy Seabee Museum is the second oldest Navy Museum. Established in 1947, this museum is dedicated to selecting, collecting, preserving, and telling the story of the Naval Construction Force, better known as the Seabees, and the U.S. Navy Civil Engineer Corps.



### KEY

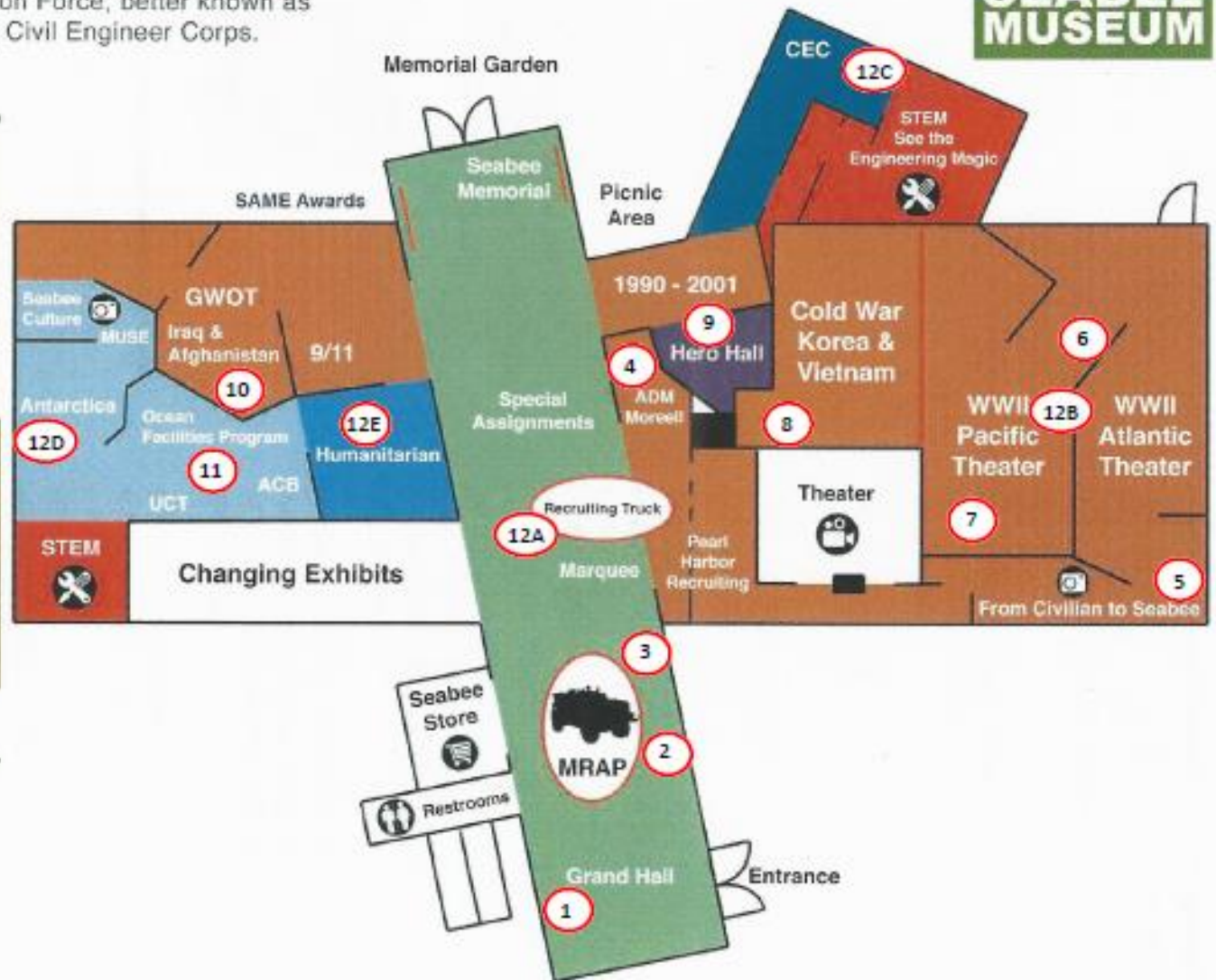
- Grand Hall
- War Time Construction
- Peace Time Construction
- Humanitarian
- Civil Engineer Corps (CEC)
- See the Engineering Magic (STEM)
- Hero Hall

- Hands-on engineering activities for kids
- Enjoy Seabee-themed movies in the museum's theater.
- Look for the photo-opportunities in these exhibits.
- Bring home a souvenir from the Seabee Store.

### SITE RULES

1. Children must be accompanied at all times.
2. No food or open drinks in the gallery; bottled water/drinks are okay.
3. No running/ climbing in the museum.

HAVE FUN!











# UNITED STATES NAVY SEABEE MUSEUM





Please use the **ANSWER KEY** below to assist students with the worksheet.

Use the answer key to discuss Seabee History with your students.

	<p>1. Find a Bee</p>	<p>HSS Content Standards for CA Public Schools <b>Kindergarten</b> – K.1 Students understand that being a good citizen involves acting in certain ways.</p> <p><b>What makes someone patriotic?</b></p> <p><i>A Seabee is both a builder and a fighter. They are sailors in the United States Navy's Construction Battalion and they maintain U.S. Naval facilities across the world. In peacetime, they are goodwill ambassadors to the rest of the world, helping to build infrastructure for mission support and humanitarian needs.</i></p> <p>HSS Content Standards for CA Public Schools <b>Kindergarten</b> – K.6 Students understand that history relates to events, people, and places of other times.</p> <p><b>Why were the Seabees created, and what did they do?</b></p> <p><i>The reason for the creation of the Construction Battalion was due to civilian contractors prior to the U.S. entrance into WWII, who were building up naval facilities in the Pacific were getting caught up in the war. It was determined that the United States should professionalize the military in the construction field to have trained personnel who can build and defend their position.</i></p>
	<p>2. Find a Tool</p>	<p>HSS Content Standards for CA Public Schools <b>Kindergarten</b> – K.3 Students match simple descriptions of work that people do and the names of related jobs at the school, in the local community, and from historical accounts.</p> <p><b>Have you seen tools like these before? Where? Who was using them. Feel free to touch them.</b></p> <p><i>There are seven enlisted rates, or jobs, that a Seabee can specialize in: builders, engineering aids, steelworkers,</i></p>

		<p>construction mechanics, construction electricians, utilitiesmen, and equipment operators.</p> <p><i>In addition to wood, steel, masonry, and concrete construction, Seabees also perform specialized construction such as water drilling and battle damage repair. In times of emergency or natural disasters, Seabees often provide first response to conduct disaster control and recovery operations.</i></p>
	<p><b>3.</b> Find a Map of the World</p>	<p>HSS Content Standards for CA Public Schools  <b>Grade One</b> – 1.2 Students compare and contrast the absolute and relative locations of places and people and describe the physical and/or human characteristics of places.</p> <p><b>On the map, can you locate California? The United States? The seven continents? The four oceans?</b></p>
	<p><b>4.</b> Find Admiral Moreell</p>	<p>HSS Content Standards for CA Public Schools  <b>Grade Two</b> – 2.5 Students understand the importance of individual action and character and explain how heroes from long ago and the recent past have made a difference in others' lives.</p> <p><b>How did Admiral Moreell make a difference? Why is he important?</b></p> <p><i>Moreell is known as the father of the Seabees. He was a young civil engineer who chose to join the Navy during WWI. Moreell, spent the next 30 years in the service. Moreell argued for a war plan that called for the creation of naval construction units that could build and defend themselves; hence the Seabee motto, "We Build, We Fight." The Seabees were created on March 5, 1942.</i></p>
	<p><b>5.</b> Find a World War II Jeep</p>	<p>HSS Content Standards for CA Public Schools  <b>Grade One</b> – 1.4 Students compare and contrast everyday life in different times and recognize that some aspects of people, places, and things change over time while others stay the same.</p> <p><b>Study transportation methods of earlier days. The first Jeep was made during WWII for the military. Now these all-terrain utility vehicles are made for every day civilians.</b></p>
	<p><b>6.</b> Find Two Brass Bells Side by Side</p>	<p>HSS Content Standards for CA Public Schools  <b>Grade Four</b> – 4.4 Students explain how California became an agricultural and industrial power, tracing the transformation of the California economy and its political and cultural development since the 1850s.</p> <p><b>Describe the development and location of new defense industries.</b></p> <p><i>Around 1857 a submarine canyon was discovered off what is now Port Hueneme. This natural underwater valley, called Hueneme Canyon, extends about nine miles offshore and is approximately 300 meters deep allowing large vessels to</i></p>



		<p>navigate to shore. A wharf was built by Thomas Bard to ship goods; it was used by farmers and eventually turned into a port. During WWII, the Navy took over the port to create a base. Today, the naval base is one of the largest employers in the area.</p>
	<p>7. Find a Walkie-Talkie</p>	<p>HSS Content Standards for CA Public Schools  <b>Grade One</b> – 1.4 Students compare and contrast everyday life in different times and recognize that some aspects of people, places, and things change over time while others stay the same.</p> <p><b>Early portable radios weighed as much as 50 lbs. How is this WWII radio different from “walkie-talkies” today? How is it the same?</b></p>
	<p>8. Find a Coconut</p>	<p>HSS Content Standards for CA Public Schools  <b>Grade Two</b> – 2.4 Students understand basic economic concepts and their individual roles in the economy and demonstrate basic economic reasoning skills.</p> <p><b>Before the military arrived, Diego Garcia’s main source of income was coconut oil. Coconut oil could be used to oil machines or as lamp fuel.</b></p>
	<p>9. Find James Keenan’s “Dog Tags”</p>	<p>HSS Content Standards for CA Public Schools  <b>Grade Two</b> – 2.5 Students understand the importance of individual action and character and explain how heroes from long ago and the recent past have made a difference in others’ lives.</p> <p><i>James Keenan served in Vietnam and his unit came under heavy fire. He was hurt and survived. He put his life on the line for our country.</i></p>
	<p>10. Find a HUMVEE</p>	<p>HSS Content Standards for CA Public Schools  <b>Grade One</b> – 1.4 Students compare and contrast everyday life in different times and recognize that some aspects of people, places, and things change over time while others stay the same.</p> <p><b>Study transportation methods of earlier days. Describe the pros and cons of using a Humvee?</b></p> <p><i>Humvees are used by the military but they are also used by everyday people on the road. Have you seen a Humvee outside of the museum? They are called Hummers.</i></p>
	<p>11. Find Three Diving Helmets Together</p>	<p>HSS Content Standards for CA Public Schools  <b>Grade One</b> – 1.4 Students compare and contrast everyday life in different times and recognize that some aspects of people, places, and things change over time while others stay the same.</p> <p><b>Describe the differences between the Mark V and the Kirby Morgan helmets? How are they different, how are they the same?</b></p>




12. Find Five Dioramas

A



B



C



D



E

HSS Content Standards for CA Public Schools  
**Grade One** – 1.2 Students compare and contrast the absolute and relative locations of places and people and describe the physical and/or human characteristics of places.

**What information can be derived from the 3-dimensional models in the museum? What do you see that is familiar? Water? Buildings? Soccer fields? Basketball Courts? Schools? Tents? What else do you see?**